

## EMBASSY OF INDIA, PARIS

In collaboration with GOPIO France, GIO and Maison de l'Inde is organizing

### **STUDENT WELCOME AND INTEGRATION DAY - 2022**

An annual event being held to welcome the Indian Students in France



H.E. Mr. Jawed Ashraf  
Ambassador of India to the Republic of France  
and Principality of Monaco

Date: 17th sept 2022

Time: 10:30 hours

Place: Embassy of India,  
13-15 Rue Alfred Dehodencq, 75116 Paris  
(7 min walk from Metro 9 - La Muette)



Everyone is cordially invited



fondation  
Maison de L'Inde

For more details, contact: [gopioparisfr@gmail.com](mailto:gopioparisfr@gmail.com)

Tarun: +33 6 52 04 66 83; Jeevana: +33-754287210; Jitendra: +33 7 58 25 55 83; Manoj: +33 7 58 54 85 72

Visit us at: <https://gopiofrance.com/> ; <https://www.facebook.com/Gopiofrance>

# Introductions



**WELCOME TO FRANCE**

# Embassy of India - Paris

---



**H.E. Mr. Jawed Ashraf**  
Ambassador of India to the Republic of  
France and Principality of Monaco



Embassy of India

Paris, France

Home Embassy Consular Ecor



## Public Advisory

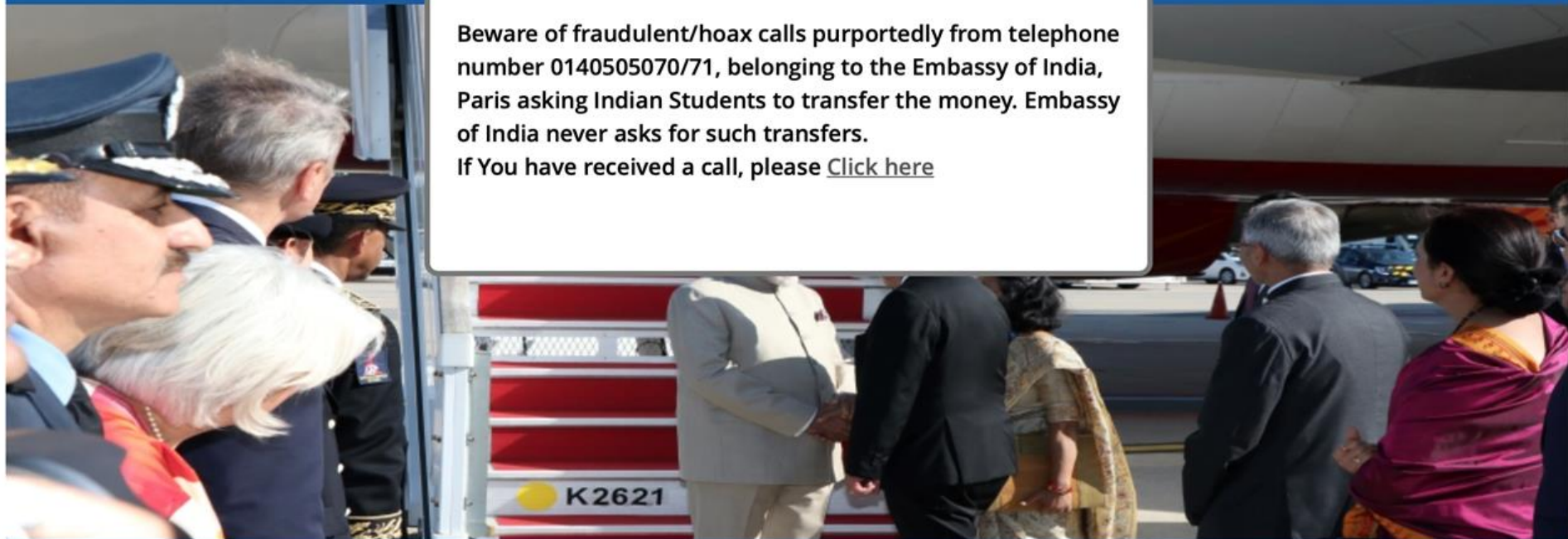
Beware of fraudulent/hoax calls purportedly from telephone number 0140505070/71, belonging to the Embassy of India, Paris asking Indian Students to transfer the money. Embassy of India never asks for such transfers.

If You have received a call, please [Click here](#)



Select Language ▼

ergy Space Culture Contact



Honorable Prime Minister Shri Narendra Modi arrives at Paris for the bilateral summit

[Read More](#)



## User Registration

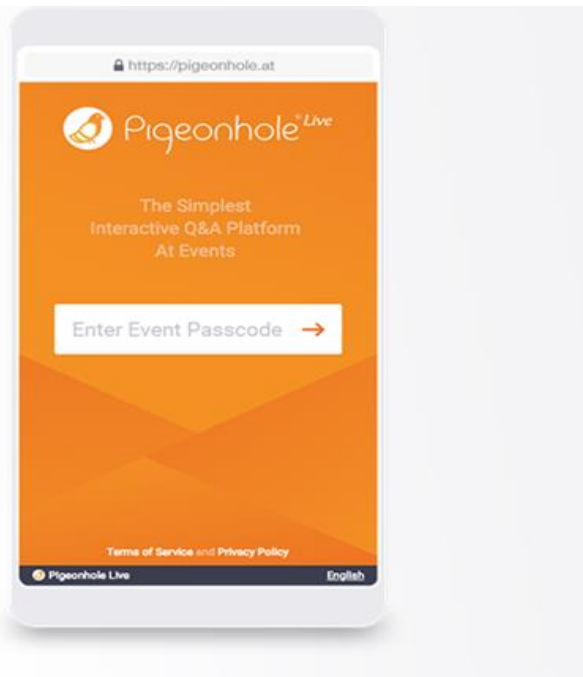
Fields marked with asterisk (\*) are mandatory

Given Name *	<input type="text"/>	
Surname	<input type="text"/>	
Date of Birth *	<input type="text" value="DD/MM/YYYY"/>	
Mobile Number *	<input type="text"/>	
E-mail Id*	<input type="text"/>	
Do you want your Login Id to be same as E-mail Id?	<input type="radio"/> Yes <input checked="" type="radio"/> No	
Login Id*	<input type="text"/>	<a href="#">Check Availability</a>
Password *	<input type="password"/>	<a href="#">Password Policy</a>
Confirm New Password*	<input type="password"/>	
Hint Question*	<input type="text" value="----- Select -----"/>	
Hint Answer*	<input type="text"/>	
Enter Characters Displayed *		
	<input type="text"/>	

## Registration of Indian students in France:

[https://portal2.madad.gov.in/AppConsular/user/RegistrationBaseAction?request\\_locale=en](https://portal2.madad.gov.in/AppConsular/user/RegistrationBaseAction?request_locale=en)

## Q&A via pigeonhole



Go to  
**[www.pigeonhole.at](https://www.pigeonhole.at)**

Enter passcode

**0649**

# Consular Services from EOI via VFS Global

- ❑ Passport/Emergency Certificate/Surrender Certificate /New Birth registration
- ❑ OCI
- ❑ Police Clearance Certificate
- ❑ Birth Certificate
- ❑ Certificat de coutume
- ❑ Certificat de concordance
- ❑ Attestation and legalization

## Welcome to VFS Global

We are the official partner of Embassy of India, France  
Click here for [Français](#)

### Passport Services

Find information and begin your application

Start now

### OCI Services

Find information and begin your application

Start now

### Consular Services

Find information and begin your application

Start now

### Book an appointment

Schedule your appointment with us

Book now

# Social Security <https://etudiant-etranger.ameli.fr/>





# Banking



## Type:

- Traditional
- Online

**Beware of  
fraudulent  
bank  
activities**



## General Docs required:

- Address proof = rental contract
- ID = Passport & VISA
- Student A/c = Certificat de Scolarité (final inscription) [with Numero d'etudiant(e)]



## Note:

- Always do the payments and transactions inside France, with your French bank account.
- Latest 3 months' FRENCH BANK STATEMENT is MANDATORY for VISA RENEWAL.
- Do not use forex cards after the initial few weeks in France.



# CAF

APL - Aid by the french government for accommodation

- Make simulation on CAF website <https://www.caf.fr/allocataires/mes-services-en-ligne/faire-une-simulation>
- Approx 30% - 40% of your rent, upto a max of around Eur 250.  
Eg. Rent: Eur 360 , APL obtained = Eur 160
- Colocation (house sharing) : less proportion of CAF.
- Apply as soon as you move-in.
- Delay of 2-3 months for first payment  
(\*Usually APL is allocated from the 2nd month)  
Eg. Move in 15th Sept 2021, APL rights: 1st Oct, 1st Payment : Dec or Jan 2021
- People on APS (job search visa) get more aid.

Housing Aid	Jan 2021	Feb 2021	March 2021	CAF recalculates	April 2021	May 2021	June 2021
Payment	5 Feb	5 Mar	5 April		5 May	5 June	5 July
Resources considered	Dec 2019 to Nov 2020				March 2020 to Feb 2021		
Amount	Same for 3 months				Same for 3 months		

## Part-time jobs and Tax <https://www.impots.gouv.fr/>

- Tax declaration for students is important too. It is helpful while,
  - Looking for an accommodation
  - Proving the residency in France while applying to resident card, french citizenship, etc.
- It is mandatory (1AJ),
  - If you earned more than 18255€ via part-time jobs, internships, apprenticeship, etc.
- Three main taxes are likely to concern you:
  - Income tax (even if the income is 0€)
  - Housing tax (applicable if you are not staying at a student residence like CROUS, etc)
  - Contribution to public broadcasting “audiovisuel public” (if you have a television)

# Right of residence in France for foreign students

Intervention of the Préfecture of Police of Paris

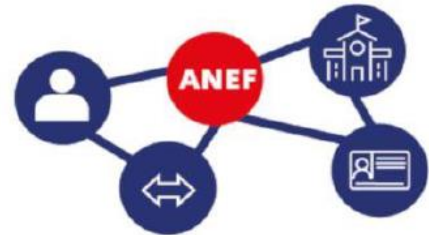
Embassy of India - 17 September 2022

---

# What is the Digital Administration for Foreigners (ANEF) in France?

A single portal, where the user has a personal account where he can follow, in real time, the progress of his file:

- Validation of a long-stay visa as a residence permit (VLS-TS)
- First applications or renewals of residence permits (student, talent passport, visitor, duplicate)
- Application for a work permit
- Declaration of change of situation (address)



# I am applying for a residence permit to study

## An approach in 6 steps

The screenshot shows the official French government website for applying for a residence permit to study. The page is titled "Étrangers en France" and "VOTRE DÉMARCHES EN LIGNE". It outlines a 6-step process for depositing the application online. The steps are: 1. INFORMATIONNELLE ADMINISTRATIVE, 2. MOTIF DE SÉJOUR, 3. RESSOURCES, 4. JUSTIFICATIFS, 5. RÉCAPITULATIF, and 6. CONFIRMATION. Each step includes a brief description of what the user needs to do. The page also includes a navigation bar with links to "Accueil", "Demander un titre de séjour", and "Afficher un ancien facial de biométrie". The footer contains links for "Contact", "Plan du site", "Mentions légales", "Accessibilité", and "Data.gov.fr".

Étrangers en France  
VOTRE DÉMARCHES EN LIGNE  
DIRECTION GÉNÉRALE DES ÉTRANGERS EN FRANCE

NOUVEAU CONTACTER | BESSON ÉLISE | Français

Accueil Demander un titre de séjour Afficher un ancien facial de biométrie

Votre titre de séjour : [Accueil](#) > Demander un titre de séjour

### Je demande un titre de séjour pour étudier

#### VOTRE DÉMARCHES EN LIGNE

Ce site vous permet d'effectuer votre demande de titre de séjour en ligne, en vue de simplifier vos démarches. Il s'adresse à l'ensemble des personnes :

- ayant valide un Visa de Long Séjour valant Titre de Séjour (VLS-TS) dans les 12 derniers mois ;
- ou titulaire d'un Visa de Long Séjour (VLS) ;
- ou titulaire d'un titre de séjour en cours de validité.

Avant de commencer votre démarche, veuillez prendre connaissance des différentes étapes qui la composent. Si vous souhaitez signaler des observations à l'administration, vous pourrez le faire à l'étape 5. Récapitulatif dans le champ « Observations à destination de l'administration ».

Déposez votre demande en 6 étapes

1. INFORMATIONNELLE ADMINISTRATIVE	2. MOTIF DE SÉJOUR	3. RESSOURCES	4. JUSTIFICATIFS	5. RÉCAPITULATIF	6. CONFIRMATION
Vérifier les informations relatives à votre situation et votre adresse.	Déclarer votre projet.	Renseigner les ressources dont vous disposez.	Joindre les documents justifiant votre situation.	Vérifier le récapitulatif de votre demande et de vos documents.	Le dépôt de votre demande est confirmé.

Votre saisie est sauvegardée à la validation de chaque étape. Si vous quittez la téléprocédure vous pourrez la reprendre ultérieurement à la dernière étape enregistrée.

Vous devez joindre :

- l'ensemble des documents vous permettant de justifier votre situation, photographiés ou numérisés (format .JPG, .PNG ou .PDF) sans dépasser 10Mo par fichier ;
- une ephoto. Pour connaître les photographes agréés près de chez vous, vous pouvez consulter la [carte de géolocalisation](#). Si vous choisissez de faire la ephoto dans un photomaton, vous devez sélectionner le format "Ephoto pour un permis de conduire".

[Télécharger la liste des pièces justificatives.](#)

[Revenir à l'étape précédente](#) [Je continue](#)

Contact Plan du site Mentions légales Accessibilité Data.gov.fr



# I am applying for a residence permit to study

Step 1: Personal information

Step 2: Reason for stay: Student

Step 3: Resources

- bank certificate of sufficient credit balance, i.e. any bank document in French, allowing you to establish that you have at least 615€ per month.
  - Salary slips, scholarships, sponsorship, bank statements....
-

# I am applying for a residence permit to study

## Step 4: **Proof of your student status**

You must prove that you are progressing in your studies within a coherent curriculum (beware of changes in curriculum).

### ➤ For the past year (n-1) :

- academic records
  - or certificate of achievement issued by your institution
  - or certificate of validation of each semester
  - or certificate of promotion to the next year
  - or diploma obtained
-

# I am applying for a residence permit to study

## Step 4: **Proof of your student status**

### ➤ For the current year :

- final registration
- or school certificate

mentioning the year of the course followed (e.g.: L2 or 2nd year of business school) and if possible for higher education schools (business/engineering...) the duration of the course in order to be able to claim a multi-annual residence permit.

---

# I am applying for a residence permit to study

Step 5: Summary: Check the summary of your application and documents

Step 6: Confirmation: Your application is confirmed



You will receive a **certificate of deposit**  
**("attestation de dépôt).**

---

# CERTIFICATES

-**Certificate of filing (Attestation de dépôt)**: automatically generated when the application is registered / no fee

- **Certificate of a favourable decision (Attestation de décision favorable)**: issued after the application has been processed and pending the issue of a residence permit.

➤ Gives the right to stay in France

➤ Mentions the period of validity of the permit being prepared,

➤ Allows you to travel within the Schengen area, to return to France after a trip to a country outside the EU, to work as a secondary occupation...

- **Certificate of extension (Attestation de prolongation)**: if issued

➤ Gives the right to stay in France

➤ Allows you to travel within the Schengen area, to return to France after a trip to a country outside the EU, to work as a secondary occupation...

---

# When to submit my application

**Earlier: submission during the 2 months before the expiry of the permit**

**Avant : dépôt dans les 2 mois précédant l'expiration du titre**



**Now: submission between 4 and 2 months before the expiry of the permit**

**Maintenant : dépôt dans les 4 à 2 mois précédant l'expiration du titre**



J = Date expiration du titre


J = Expiry date



# What to do when ANEF is blocked

1) Use the contact form

Contact us



The screenshot shows the ANEF website interface. At the top, there is a header with the French flag, the text 'MINISTÈRE DE L'INTÉRIEUR', and 'Étrangers en France DIRECTION GÉNÉRALE DES ÉTRANGERS EN FRANCE'. A large black arrow points to the 'NOUS CONTACTER' link in the top right corner. Below the header, there is a navigation bar with links: 'Accueil', 'Valider mon VLS-TS', 'Demander un titre de séjour', and 'Acheter un timbre fiscal électronique'. On the right of the navigation bar is a 'SE CONNECTER' button. The main content area is divided into two columns. The left column is titled 'Vous avez déjà un compte.' and contains a red-bordered box with the text 'COMMENT SAVOIR SI VOUS AVEZ DÉJÀ UN COMPTE ?'. Below this, there are input fields for 'Identifiant \*' (with an example 'Ex : 999999999') and 'Mot de passe \*'. There are links for 'IDENTIFIANT OUBLIÉ ?' and 'MOT DE PASSE OUBLIÉ ?', and a blue 'S'identifier button. The right column is titled 'Créez votre compte.' and contains an input field for 'N° de votre visa ou de votre titre de séjour' (with an example 'Ex : 999999999'). Below this, there are date pickers for 'Date de début de validité' and 'Date de fin de validité', each with 'Jour', 'Mois', and 'Année' dropdowns. There is a blue 'Créer un compte' button. At the bottom of the page, there is a footer with links: 'Contact', 'Plan du site', 'Mentions légales', 'Accessibilité', and 'Data open.fr'.

# What to do when ANEF is blocked

2) Keep a screen shot of the entry

3) Keep a screen shot of the answer

4) Request an appointment, via the website of the Prefecture of Police, contact form (select “Centre de réception des étudiants et chercheurs internationaux en service” = Reception Centre for international students and researchers on duty)

**Subject:** Request for an appointment following the blocking of ANEF

+

copy of the screenshots

---

# Temporary residence permit (APS)

## "Student looking for a job",

■ Should hold :

✓ a diploma (or certificate of achievement issued after deliberation by the jury) at least equivalent to **Master's** level (Bac+5),

or

✓ a diploma (or certificate of achievement issued after deliberation by the jury) of a **professional licence**,

or

✓ a Specialized **Master's degree** or a Master of Science degree from a member of the **Conférence des grandes écoles** (CGE).

---

# Temporary residence permit (APS)

## "Student looking for a job",

- Issued in the year of graduation
  - Valid for 12 months, renewable once, the APS allows :
    - to look for a job or to create a business related to one's studies or research.
    - to work up to 60% of full time, i.e. 964 hours in a year
-

# Temporary residence permit (APS)

## "Student looking for a job",

15 days after signing a work contract related to the diploma obtained and paid 1.5 times the SMIC (minimum wage).


- I request my change of status (required)
  - I can work at 100% while waiting for a decision on my application as long as my APS is valid and as long as I am sure that my contract corresponds to my diploma and that it pays me more than 1.5 times the SMIC.
-

# Temporary residence permit (APS)

"Student looking for a job",

15 days after signing a work contract related to the diploma obtained and paid 1.5 times the minimum wage.

 **Talent passport:** application for the title directly online on ANEF

 **Employee or temporary worker:** online application for a work permit on ANEF, then once obtained, application for an appointment at the prefecture to obtain the residence permit

---



# Student discounts and tips - Part 1



## Paris - Carte Imagine R <http://www.imagine-r.com/>

- If you are under 26 and a student, you can get the Carte Imagine R card, valid for one year, for travel in the entire Paris Region (Île-de-France).
- The Imagine R annual card costs €350, payable once or over 9 instalments, without any additional fees, +€8 administration fee. To subscribe, pick up an application from a RATP station or apply online.

## Carte Jeune - SNCF <https://www.sncf.com/fr/offres-voyageurs/cartes-tarifs-grandes-lignes/carte-avantage-jeune>

- Youth card for young people age 12-27, at the price of €49 which, subject to certain conditions, offers discounts on TGV, TER and Intercité trains:
  - 30% guaranteed discount on all TGV and Intercité trains, with compulsory booking
  - 30% off on trains to Germany, Italy, Switzerland and Luxembourg
  - 25% to 50% discount on TER and Intercité trains without compulsory booking
  - 15% off on AVIS car rentals and other Last-minute offers



## TGVMAX <https://www.sncf.com/fr/offres-voyageurs/cartes-tarifs-grandes-lignes/tgvmax>

- If you are between 16 and 27 years of age and you travel at least twice a month on TGV and Intercité trains, this offer is worthwhile. For €79 a month, with TGVMAX, you can travel as often as you like.



## Student discounts and tips - Part 2

- Travelling Night buses & Trains
- Club alliance & Erasmus trips
- Meetups
- Social life : rue Mouffetard, quartier latin
- Food : Italian, Mexican, Thai, Falafel
- Discounters : LIDL, ALDI, Leader price
- The corner
- CMU-C
- Supermarket fidélité
- Amazon, Cdiscount, rakuten
- Électroménager : Electrodepot
- Clothes : Celio, Jules, Kiabi, Primark, C&A, H&M
- Sale period (Soldes) : twice a year
- Furniture : Ikea, Leroy Merlin, le bon coin
- Général items : Supermarkets, Hypermarché , Action, b&m, normal

# Communication - Sim cards and internet



- Necessity of Indian SIM card for OTP purposes
- Recharge Indian number with annual validity plan or monthly validity plans to keep it active
- In France, there are multiple service providers, namely
  - Free Mobile
  - Bouygues
  - SFR & RED
  - Orange etc.
- General monthly cost = approx 10 euros for internet and calls
- You can easily port your number to another operator, when you find a better plan.

 Bouygues Telecom Free Orange Red SFR Sosh



# ASSOCIATIONS AND SOCIAL LIFE IN FRANCE

# Housing and Personal Safety in France



## Obtaining housing

*Not easy, but France has a number of laws to protect tenants*

- If something looks too good to be true, it probably isn't true (housing, jobs, people...)!
- Verify that the accommodation **exists**, is **safe** (locks) and **clean**
- Get a **rental agreement, contract** or **attestation d'hébergement** – read before signing!
- Verify **what is covered** by your rental agreement: utilities, safety deposits, notice periods...
- If you don't have a sponsor/guarantor and can't get decent/legal housing: **Visale.fr**
- All public universities and some private ones: **CROUS or student office** for financial, social, housing problems
  - CROUS DE PARIS: <https://www.crous-paris.fr/aides-sociales/les-assistants-sociaux-du-crous-de-paris>
  - CROUS DE VERSAILLES: <https://www.crous-versailles.fr/aides-sociales/contacter-service-social/>
  - CROUS DE CRETEIL: <https://www.crous-creteil.fr/aides-sociales/service-social/>
  - The CROUS national platform can also be contacted for advice on **0 806 000 278**
- **If your university/school makes false promises of housing – report them to the Embassy!**

# Housing and Personal Safety in France



## *Staying safe*

***No place is 100% safe, but don't be an easy victim***

- **Trust your instincts!**
- Be aware of **where** you are and **what's** around you: keep doors locked, follow rules, don't walk in isolated areas
- If **you feel threatened or are a victim**, get help – from the police, your university... (see list)

### **Emergency Services: 15**

- Keep a list of **emergency numbers** on your phone and in your wallet/purse
- Keep a card with **emergency contacts** who should be informed if you are sick or in trouble
- **Legal help**: covered by many insurance contracts or banks, otherwise ask your town hall
- **Medical care** and **mental health care**: cannot be refused if you need them, even if you cannot pay

**Don't wait until you are past helping!**



# Administrative help

## One-stop shop for all your administrative needs

**September 05 to October 28, 2022**

- [welcomedeskparis.fr](https://welcomedeskparis.fr) portal:
  - A live chat with multilingual students
  - EMI chatbot during closing hours
  - Appointments by videoconference with the WDP team
  - A dedicated mailbox
  - "WDP TV" films and tutorials from partner institutes
- **In person meetings with the prefecture, CAF, CPAM, Pôle Emploi:**
  - Without an appointment Monday to Friday, 9 a.m. to 5 p.m.
  - With appointment only for CAF, CPAM, Pôle Emploi, through <https://access.ciup.fr/en/welcome-desk-paris-rdv/>



fondation  
Maison de L'Inde

FROM 5<sup>TH</sup> SEPTEMBER  
TO 28<sup>TH</sup> OCTOBER 2022

CITÉ INTERNATIONALE  
UNIVERSITAIRE  
DE PARIS

**20 YEARS**

**WELCOME DESKPARIS.FR**

WE ENLIGHTEN YOUR INTERNATIONAL MOBILITY

A MULTILINGUAL WELCOME DESK FOR  
INTERNATIONAL STUDENTS AND RESEARCHERS

Find the required information  
in one click at [welcomedeskparis.fr](https://welcomedeskparis.fr)



+ Dedicated mail box

Visit us in person.  
Information on our website

Chatbot

Live Chat

Facebook Live Sessions

Welcome Desk Paris TV

#WELCOMEDESKPARIS

PARIS

Région Île de France



Thendral  
Tiroumalechetty

Taking care of your  
health in France

# Medical Insurance

---



## OFII

- Office Français de l'Imigration et de l'Intégration
- Obtain the OFII stamp

## Finding a doctor

- Find a local doctor (médecin généraliste).
- Or, find a doctor online on DOCTOLIB
- Obtain a paper from the doctor agreeing to be your 'médecin généraliste'

## Social Security & Insurance

- Go to your local CPAM ( Caisse Primaire d'Assurance Maladie) or your local CAF (Caisse d'Allocations Familiales) with ID & visa.
- Student Medical Insurance can be obtained during university admissions.
- Obtain your 'Carte Vitale'

# Mental Health

---



## BAPU

- Bureau d'Aide Psychologique Universitaire
- Free for any university students
- Must have social security and medical insurance
- Unlimited sessions as long as you need.
- May redirect towards other institutions depending on language barrier
- May have a long waiting period

## CMP

- Centre Médico-Psychologique
- Free ( social security & medical insurance)
- May have a long waiting period depending on the institution.
- They can obtain translators if needed or redirect towards institution with Indian psychologists if needed.

## Liberal psychologist or psychiatrist

- Can be found on DOCTOLIB or on the internet.
- Can get an appointment almost immediately depending on the urgency of your situation.
- Not free ( can cost between 20-60 euros for a student depending on the psychologist )
- Regular longer weekly session

# Emergency hotlines

Organism	Number
Medical service	15
National suicide prevention line	3114
Red Cross	09 70 28 30 00
SOS Amitié	09 72 39 40 50
Suicide Ecoute	01 45 39 40 00
SOS Help	01 46 21 46 46



# Mingle, Make friends!

Do not isolate yourself!





Thank you



Thendral Tiroumalechetty

Clinical Psychologist

[thendralchetty@gmail.com](mailto:thendralchetty@gmail.com)

# ALUMNI TESTIMONIAL - Dilip Raghupathi



**LinkedIn:** <https://www.linkedin.com/in/dilraghu>

**Field of work:** Industry 4.0 (IIoT, digital manufacturing), Aerospace and Defense

**Role:** Strategy Manager at Accenture.

**College in India:** National Institute of Technology, Trichy (NITT)

**College in France:** École Centrale Paris (Currently Centrale Supélec)

**Achievements:**

- ✓ 2003: Youngest to obtain a diploma in French language (equivalent to Delf B1 now) from Alliance Française Madras at the age of 13.
- ✓ 2012: Alliance Française Madras' Best student award with Scholarship to study masters in France
- ✓ 2014: Main author of one of modern day's main sentiment rating algorithms, published in major journals, several conference awards for the best paper..
- ✓ 2020: Obtained EASA Aircraft pilots' license
- ✓ Since 2021: Part of ESA's Astronaut Candidate selection program (Cannot give any more details due to an NDA)





# Q&A

A word cloud featuring the phrase "Thank You" in numerous languages and colors. The words are arranged in a circular pattern, with "thank you" in large red letters at the center. Other prominent words include "gracias" in green, "danke" in blue, "merci" in orange, and "arigatō" in pink. Smaller words like "spasibo", "dank je", "misaotra", "matondo", "paldies", "grazzi", "mahalo", "tapadh leat", "xhala", "asante", "manana", "tenki", "mochchakkeram", "dijere dieuf", "tau", "dyaou", "mamnun", "chokrane", "trugarez", "merci", "shukriya", "merci", "dhanyavadagalu", "diolch", "euchariotw", "xiexie", "kamsahamnida", "rahmet", "tanemirt", "najis tuke", "sagolun", "didi madloba", "mes", "dekuj", "sobi", "dziękuje", "hvala", "mauriu", "kösönöm", "bayarlalaa", "nandri", "kiitos", "dankie", "dhanyavad", "nanni", "enkosi", "bedankt", "spasibo", "faafetai lava", "vinaka", "spasibi", "blagodaram", "kia ora", "barka", "welalin", "tack", "spas", "ngiyabonga", "tesekkür ederim", "danke", "рахмат", "Баярлалаа", "spas", "ngiyabonga", "tesekkür ederim", "danke", "рахмат", "Баярлалаа" are also visible. The colors used include red, green, blue, orange, pink, yellow, and purple.